


Passover Edition Headband Game





Passover Edition

Headband Game

How to Play Passover Edition Headband Game

1. Players put cards in their headbands without looking at them.
2. All the players look at each other's cards.
3. The first player turns over the timer and starts asking YES or NO questions to guess what is on the card on his or her head. For example,

Am I an object?

Am I a good guy?

Am I a food?

Am I sweet?


Am I red?

Am I a fruit?

Am I on the seder table?

The player asks these questions until he/she guesses the answer or the timer goes out.

4. If the player guesses the card before the timer goes out, the player inserts another card into the headband, and the player starts asking questions again until the timer goes out. When the timer goes out, it is the next player's turn.
5. At the end of the game, the player who has the most cards wins.



Haggadah



Elijah's Cup



Haroset
Seder Plate



Four Cups of Wine
Seder Table



Maror / Horseradish
Seder Plate




Matzah
Seder Table



Egg / Betzah
Seder Plate



Frog
Plague



Locust
Plague



Parsely / carpas
Seder Plate



Four Sons



Four Questions



Afikomen



Matzo Ball Soup
Food



Macaroons
food



Making the headband:

1. Cut a piece of cardstock 4"x14".
2. Laminate.
3. Cut a slit the long way through the middle of the rectangle stopping 1.5" from each end.
4. Make a .5" cut on an angle up from each end of your long cut. See image below for help.
5. Open and place on head. Add a paperclip to the top to hold game cards.

